





Grand Theatre Seating Chart

STAGE

Floor

emergency exits

emergency exits

19	17	15	13	11	9	7	5	3	1	A	2	4	6	8	10	12	14	16	18	20				
21	19	17	15	13	11	9	7	5	3	1	B	2	4	6	8	10	12	14	16	18	20	22		
21	19	17	15	13	11	9	7	5	3	1	C	2	4	6	8	10	12	14	16	18	20	22		
23	21	19	17	15	13	11	9	7	5	3	1	D	2	4	6	8	10	12	14	16	18	20	22	24
21	19	17	15	13	11	9	7	 ⁵	 ³	1	E	2	 ⁴	 ⁶	8	10	12	14	16	18	20	22		

LEFT

Balcony

RIGHT

13	11	9	7	F	5	3	1	2	4	6	F	8	10	12	14		
13	11	9	7	G	5	3	1	2	4	6	G	8	10	12	14		
13	11	9	7	H	5	3	1	2	4	6	H	8	10	12	14		
13	11	9	7	I	5	3	1	2	4	6	I	8	10	12	14		
				partition wall				partition wall				partition wall					
Sound Booth				7	J	5	3	1	2	4	6	J	8	10	12	14	16
				7	K	5	3	4	6	K	8	10	12	14	16		
				7	L	5	4	L									
				M	3	1	follow spot	2	4	M							
				Projection Booth													

 partial view seats

 Wheelchair spaces